MONITOR LANES ADULT / YOUTH '26

Tuesday 6:30 pm

Monitor Lanes

Lanes 1 - 42

Thank you for bowling with us! We hope to see you next season!

Team Standings In Each Division

Place	#	Team Name	Points Won	Points Lost	%Won	Scratch Pins	High Game	High Sers
NORTH								
1	5	DOUBLE TROUBLE	30	10	75.0	7735	302	844
2	10	THE BROMBERG GIRLS	27	13	67.5	6660	319	807
3	7	BLUE BOARDS	27	13	67.5	6312	287	757
4	12	ONLYFOODS INC.	25	15	62.5	9422	491	1135
5	3	PIN DESTROYERS	22	18	55.0	6890	295	854
6	37	SENIOR DISCOUNT	20	20	50.0	6030	413	941
7	4	NO CLUE	17½	22½	43.8	7475	385	957
8	8	SPLIT HAPPENS	17	23	42.5	5244	272	737
9	2	"A" TEAM	16½	23½	41.3	7102	347	927
10	6	ONE PIN WONDERS	16	24	40.0	6622	321	811
11	1	IT'S ALL ON YOU	15	25	37.5	6759	277	708
12	38	BANANA SPLIT	9	31	22.5	3826	304	742
13	9	DYNAMITE'S	8	32	20.0	3018	220	524
14	42	BYE	3	37	7.5	0	0	0
CENTRAL								
1	16	RIGHT NOW!	30½	9½	76.3	9605	404	1000
2	23	GILLARD'S	24	16	60.0	9837	380	1084
3	13	THE SCHOTT'S	24	16	60.0	8213	350	928
4	18	BROKE BOWLERS	23	17	57.5	8787	364	975
5	14	TEAM #1	22½	17½	56.3	8667	341	955
6	20	SPLIT CHASERS	22	18	55.0	9834	395	1084
7	40	OOPSIE DAISIES	19	21	47.5	7205	381	1031
8	15	THE GRADUATE	18	22	45.0	8597	350	951
9	21	M & J	18	22	45.0	9098	427	992
10	19	OLD SCHOOL	17½	22½	43.8	8423	384	990
11	24	THE CRAZIES	17	23	42.5	7647	291	843
12	22	BEAUTY & THE BEAST	15½	24½	38.8	9189	433	1077
13	41	WHAT THE DUCK?	14	26	35.0	8440	428	997
14	17	BRITNEY SPARES	7	33	17.5	3434	277	784
SOUTH								
1	29	BOWLING BESTIES	28½	11½	71.3	11207	455	1277
2	32	McFARLAND	28	12	70.0	10517	416	1144
3	25	G.T.G.	25	15	62.5	10721	432	1205
4	11	KAZEE-GUZDIAL	23	17	57.5	8545	423	1154
5	39	TEAM JUERS	22	18	55.0	7592	335	832
6	28	STRIKEOUT	22	18	55.0	9172	349	1026
7	27	LIVING ON A SPARE	20	20	50.0	7627	330	942
8	33	TEAM VOSS	18½	21½	46.3	9192	444	1118
9	31	ZACK SQUARED	16	24	40.0	7578	386	1007
10	30	LATE NIGHT ROLLERS	13½	26½	33.8	7477	373	920
11	35	GALLEGOS GLADIATORS	13	27	32.5	5646	402	1056
12	34	MILLER TIME	12½	27½	31.3	6328	454	1137
13	26	COOL CLIFFORDS	11	29	27.5	6372	470	1180
14	36	TRUDELL'S	4	36	10.0	2460	393	1025

BLS-2026/AS 38.04.06 licensed to Rick Dodick - Monitor Lanes

Season High Scores

Team Scratch Game		Team Scratch Series		Team Handicap Game		Team Handicap Series	
491	ONLYFOODS INC.	1277	BOWLING BESTIES	636	ONLYFOODS INC.	1610	KAZEE-GUZDIAL
470	COOL CLIFFORDS	1205	G.T.G.	612	SENIOR DISCOUNT	1583	OOPSIE DAISIES
455	BOWLING BESTIES	1180	COOL CLIFFORDS	587	M & J	1580	BOWLING BESTIE
454	MILLER TIME	1154	KAZEE-GUZDIAL	581	COOL CLIFFORDS	1570	ONLYFOODS INC.
444	TEAM VOSS	1144	McFARLAND	576	WHAT THE DUCK?	1515	STRIKEOUT

Bowlers must have completed a minimum of 20 games to be eligible for any league award.

Division1

	Scratch Game		Scratch Series		Handicap Game		Handicap Series	
Men	269	Chris Ballosh	679	Chris Ballosh	324	Jim Powell	846	Andy Doyle
	265	Ashton Storey	657	Ashton Storey	319	Ashton Storey	844	Paul Guzdial
	258	John Ward	641	John Ward	318	Kevin Voss	820	Chris Ballosh
	256	Jim Powell	629	Rob Swallow	316	Chris Ballosh	819	Ashton Storey
	256	Kevin Voss	623	Tom Grandmaison	315	Steven Boudot	806	Rob Swallow
	251	Rick Putnam	618	Andy Doyle	313	Andy Doyle	792	Greg Gillard
	250	Tom Grandmaison	614	Rick Putnam	312	John Ward	791	Daniel Garcia
	246	Adam Legner	610	Adam Legner	311	Mark Larive	785	John Ward
	238	Steven Boudot	606	Greg Gillard	304	Tom Grandmaison	782	Andrew Lumsden
	237	Andy Doyle	589	Paul Guzdial	300	Kevin Schott	777	Steven Boudot
Women	250	Vanessa Zissler	718	Vanessa Zissler	311	Katie Lesoski	838	Vanessa Zissler
	236	Melissa Wittkopp	624	Melissa Wittkopp	291	Melissa Wittkopp	809	Melissa Wittkopp
	231	Lily Neveau	594	Krista Bromberg	290	Vanessa Zissler	799	Katie Lesoski
	230	Krista Bromberg	568	Lily Neveau	288	Michelle Roberts	792	Michelle Roberts
	206	Katie Lesoski	484	Katie Lesoski	286	Krista Bromberg	767	Krista Bromberg
	180	Michelle Roberts	468	Michelle Roberts	276	Lily Neveau	711	Whitney Legner
	179	Whitney Legner	401	Whitney Legner	275	Whitney Legner	710	Jennifer Reiss
	146	Jennifer Reiss	380	Jennifer Reiss	254	Jennifer Reiss	703	Lily Neveau
Boys	297	Mason Larive	649	Bradley McFarland	372	Mason Larive	823	Mason Larive
	258	Bradley McFarland	624	Zachery Dzurka	317	Aaron Mwangi	786	Grayson Kazee
	256	Zachery Dzurka	598	Mason Larive	313	Chace Juers	780	Zachery Dzurka
	238	Grayson Kazee	582	Grayson Kazee	307	Zachery Dzurka	774	Bradley McFarland
	226	Aaron Mwangi	543	Robert O'Dell	305	Grayson Kazee	762	William Ward
	210	Chace Juers	537	Connor Wittkopp	303	Bradley McFarland	756	Emilio Twarozynski
	208	Connor Wittkopp	489	Lucas Garcia	276	Louie McFarland	754	Chace Juers
	202	Robert O'Dell	478	Aaron Mwangi	276	Lucas Garcia	751	Aaron Mwangi
	190	Lucas Garcia	450	Brendan Schott	271	Emilio Twarozynski	747	Brendan Schott
	175	Louie McFarland	441	Chace Juers	268	Chance Herrera	737	Robert O'Dell
Girls	266	Chelsie Voss	622	Chelsie Voss	301	Ella Neveau	810	Joslynn Green
	221	Emelia Fowler	588	Joslynn Green	295	Chelsie Voss	777	Lizzy Reiss
	211	Joslynn Green	575	Emelia Fowler	287	Emelia Fowler	773	Ella Neveau
	198	Ella Neveau	515	Minerva Seeds	286	Zahniya Frasier	761	Harper Legner
	198	Minerva Seeds	514	Hayden Ballosh	286	Joslynn Green	761	Zahniya Frasier
	190	Marlee Doyle	514	Marlee Doyle	280	Allie Grandmaison	750	Alexis Gilbert
	189	Hayden Ballosh	499	Olivia Lesoski	275	Lizzy Reiss	749	Allie Grandmaison
	180	Macey Gillard	464	Ella Neveau	273	Macey Gillard	749	Emelia Fowler
	177	Olivia Lesoski	461	Harper Legner	271	Hayden Ballosh	746	Hayden Ballosh
	165	Harper Legner	446	Macey Gillard	270	Minerva Seeds	745	Marlee Doyle

Last Week's Top Scores

Team Scratch Game		Team Scratch Series		Team Handicap Game		Team Handicap Series	
455	BOWLING BESTIES	1277	BOWLING BESTIES	556	BOWLING BESTIES	1580	BOWLING BESTIE
379	McFARLAND	1091	McFARLAND	517	SENIOR DISCOUNT	1498	GILLARD'S
377	GILLARD'S	1084	GILLARD'S	515	M & J	1472	M & J
370	G.T.G.	1053	G.T.G.	515	GILLARD'S	1453	TEAM #1
367	BEAUTY & THE BEAST	1032	TEAM VOSS	512	BROKE BOWLERS	1439	McFARLAND
						1439	SENIOR DISCOUN

Division1

	Scratch Game		Scratch Series		Handicap Game		Handicap Series	
Men	225	Jim Powell	566	Ashton Storey	292	Jim Powell	761	Andy Doyle
	211	Andy Doyle	558	Rick Putnam	292	Andy Doyle	747	Jim Powell
	203	Ashton Storey	552	Greg Gillard	277	Andrew Lumsden	741	Adam Legner
	202	Chris McFarland	546	Jim Powell	274	Chris McFarland	737	Chris McFarland
	199	Rick Putnam	543	Adam Legner	266	Markus Herrera	732	Steven Boudot
	198	Greg Gillard	524	Kevin Voss	265	Daniel Garcia	726	Greg Gillard
	193	Markus Herrera	521	Chris McFarland	259	Adam Legner	718	Andrew Lumsden
	193	Adam Legner	518	Andy Doyle	258	Joey McGuire	713	Kevin Voss
	193	Daniel Garcia	515	Joe Clifford	256	Greg Gillard	701	Ashton Storey
	187	Chris Ballosh	510	Steven Boudot	253	Charles Juers	701	Daniel Garcia
	187	Kevin Voss			253	Steven Boudot		

BLS-2026/AS 38.04.06 licensed to Rick Dodick - Monitor Lanes

Last Week's Top Scores - Continued

Women	250	Vanessa Zissler	718	Vanessa Zissler	290	Vanessa Zissler	838	Vanessa Zissler
	236	Jennifer LaClair	627	Jennifer LaClair	267	Jennifer LaClair	720	Jennifer LaClair
	192	Krista Bromberg	531	Krista Bromberg	260	Katie Lesoski	704	Katie Lesoski
	181	Melissa Wittkopp	486	Melissa Wittkopp	254	Michelle Roberts	698	Whitney Legner
	161	Katie Lesoski	407	Katie Lesoski	246	Krista Bromberg	693	Krista Bromberg
	149	Michelle Roberts	386	Whitney Legner	241	Whitney Legner	692	Michelle Roberts
	137	Whitney Legner	377	Michelle Roberts	241	Jennifer Reiss	676	Jennifer Reiss
	132	Jennifer Reiss	349	Jennifer Reiss	235	Melissa Wittkopp	648	Melissa Wittkopp
Boys	209	Bradley McFarland	579	Mason Larive	277	Wyatt Gillard	772	Wyatt Gillard
	207	Mason Larive	570	Bradley McFarland	267	Mason Larive	759	Mason Larive
	197	Wyatt Gillard	532	Wyatt Gillard	263	Lucas Garcia	729	Lucas Garcia
	174	Robert O'Dell	462	Connor Wittkopp	258	Brendan Schott	705	Connor Wittkopp
	166	Connor Wittkopp	453	Robert O'Dell	258	Chace Juers	702	Bradley McFarland
	164	Lucas Garcia	432	Lucas Garcia	253	Bradley McFarland	698	Louie McFarland
	162	Brendan Schott	408	Aaron Mwangi	247	Connor Wittkopp	678	Aaron Mwangi
	157	Chace Juers	383	Louie McFarland	244	Louie McFarland	666	Brendan Schott
	139	Louie McFarland	378	Brendan Schott	239	Robert O'Dell	653	Chace Juers
	138	Aaron Mwangi	350	Chace Juers	229	William Ward	648	Robert O'Dell
Girls	212	Emelia Fowler	559	Emelia Fowler	273	Macey Gillard	746	Hayden Ballosh
	187	Minerva Seeds	508	Chelsie Voss	273	Emelia Fowler	742	Emelia Fowler
	181	Chelsie Voss	503	Hayden Ballosh	264	Sydney Johnroe	733	Sydney Johnroe
	180	Macey Gillard	492	Minerva Seeds	261	Hayden Ballosh	725	Macey Gillard
	180	Hayden Ballosh	462	Joslynn Green	261	Minerva Seeds	718	Lizzy Reiss
	173	Joslynn Green	446	Macey Gillard	261	Ava Larive	714	Minerva Seeds
	147	Harper Legner	424	Kenley Clifford	257	Zahniya Frasier	710	Harper Legner
	147	Ella Neveau	419	Harper Legner	248	Lizzy Reiss	703	Ella Neveau
	147	Kenley Clifford	412	Ella Neveau	248	Brooklyn Bromberg	697	Brooklyn Bromberg
	146	Olivia Lesoski	407	Olivia Lesoski	244	Harper Legner	695	Ava Larive
					244	Ella Neveau		

Individual High Averages

Division1

Men	191.26	Rick Putnam	**Women**	199.83	Vanessa Zissler	**Boys**	191.73	Bradley McFarla	**Girls**	173.73	Emelia Fowler
	189.77	Ashton Storey		179.89	Krista Bromberg		183.29	Zachery Dzurka		172.36	Chelsie Voss
	185.79	Chris Ballosh		178.07	Melissa Wittkop		176.14	Mason Larive		163.93	Joslynn Green
	185.31	John Ward		152.48	Lily Neveau		167.04	Grayson Kazee		158.48	Minerva Seeds
	178.92	Rob Swallow		130.33	Katie Lesoski		166.00	Robert O'Dell		155.29	Marlee Doyle
	177.19	Tom Grandmais		124.67	Whitney Legner		149.73	Connor Wittkop		151.37	Hayden Ballos
	175.90	Greg Gillard		124.00	Michelle Roberts		138.62	Aaron Mwangi		147.74	Olivia Lesoski
	169.92	Kevin Voss		118.25	Jennifer Reiss		133.10	Brendan Schott		137.44	Macey Gillard

Team Rosters

1 - IT'S ALL ON YOU Lane 37

Name	Avg	HDCP	Pins	Gms	-1-	-2-	-3-	Total	High Game	High Sers
Chance Herrera	67	155	2024	30	40	74	69	183	118	248
Markus Herrera	158	73	4282	27	128	193	148	469	214	535

2 - "A" TEAM Lane 38

Name	Avg	HDCP	Pins	Gms	-1-	-2-	-3-	Total	High Game	High Sers
Sadie Legner	96	129	2596	27	88	109	69	266	138	351
Adam Legner	168	64	4044	24	193	168	182	543	246	610

3 - PIN DESTROYERS Lane 32

Name	Avg	HDCP	Pins	Gms	-1-	-2-	-3-	Total	High Game	High Sers
Zariah Gilliam	77	146	2101	27	a67	a67	a67	201	106	290
Rob Swallow	178	55	4294	24	a168	a168	a168	504	219	629

4 - NO CLUE Lane 34

Name	Avg	HDCP	Pins	Gms	-1-	-2-	-3-	Total	High Game	High Sers
Alexis Gilbert	125	103	3400	27	a115	a115	a115	345	156	444
Lily Neveau	152	79	3202	21	a142	a142	a142	426	231	568

BLS-2026/AS 38.04.06 licensed to Rick Dodick - Monitor Lanes

5 - DOUBLE TROUBLE Lane 29

Name	Avg	HDCP	Pins	Gms	-1-	-2-	-3-	Total	High Game	High Sers
Harper Legner	133	96	3995	30	147	139	133	419	165	461
Whitney Legner	124	104	3740	30	121	137	128	386	179	401

6 - ONE PIN WONDERS Lane 39

Name	Avg	HDCP	Pins	Gms	-1-	-2-	-3-	Total	High Game	High Sers
Louie McFarland	123	105	3345	27	139	133	111	383	175	421
Traci McFarland	128	100	2308	18				0	172	434
Libby McFarland	60	162	182	3				0	63	182
Jeff Novak	128	100	385	3				0	136	385
Joey McGuire	134	95	402	3	163	156	83	402	163	402

7 - BLUE BOARDS Lane 31

Name	Avg	HDCP	Pins	Gms	-1-	-2-	-3-	Total	High Game	High Sers
Zahniya Frasier	89	135	2411	27	122	76	71	269	136	311
Donovan Metevia	144	86	3901	27	150	131	154	435	193	463

8 - SPLIT HAPPENS Lane 36

Name	Avg	HDCP	Pins	Gms	-1-	-2-	-3-	Total	High Game	High Sers
Lizzy Reiss	100	126	2406	24	121	108	108	337	135	377
Jennifer Reiss	118	109	2838	24	132	109	108	349	146	380

9 - DYNAMITE'S Lane 40

Name	Avg	HDCP	Pins	Gms	-1-	-2-	-3-	Total	High Game	High Sers
Hailey Gilbert	77	146	1395	18	a67	a67	a67	201	118	286
Nicole Horner	90	135	1623	18	a80	a80	a80	240	134	309

10 - THE BROMBERG GIRLS Lane 30

Name	Avg	HDCP	Pins	Gms	-1-	-2-	-3-	Total	High Game	High Sers
Brooklyn Bromberg	66	156	1803	27	91	82	53	226	100	233
Krista Bromberg	179	54	4857	27	155	192	184	531	230	594

11 - KAZEE-GUZDIAL Lane 5

Name	Avg	HDCP	Pins	Gms	-1-	-2-	-3-	Total	High Game	High Sers
Grayson Kazee	167	65	4009	24	a157	a157	a157	471	238	582
Paul Guzdial	155	76	3270	21	121	141	136	398	207	589

12 - ONLYFOODS INC. Lane 33

Name	Avg	HDCP	Pins	Gms	-1-	-2-	-3-	Total	High Game	High Sers
Aaron Mwangi	138	91	2911	21	135	138	135	408	226	478
Ashton Storey	189	45	5693	30	203	199	164	566	265	657
Breanna Clemmons	70	153	422	6				0	86	251

13 - THE SCHOTT'S Lane 16

Name	Avg	HDCP	Pins	Gms	-1-	-2-	-3-	Total	High Game	High Sers
Brendan Schott	133	96	3993	30	120	162	96	378	163	450
Kevin Schott	140	90	4220	30	93	85	147	325	198	492

BLS-2026/AS 38.04.06 licensed to Rick Dodick - Monitor Lanes

14 - TEAM #1 Lane 18

Name	Avg	HDCP	Pins	Gms	-1-	-2-	-3-	Total	High Game	High Sers
Sydney Johnroe	87	137	2631	30	105	125	86	316	125	316
Jennifer LaClair	206	30	3715	18	236	209	182	627	249	680
Josh Krzyzaniak	194	41	1169	6				0	234	602

15 - THE GRADUATE Lane 20

Name	Avg	HDCP	Pins	Gms	-1-	-2-	-3-	Total	High Game	High Sers
Allie Grandmaison	110	117	3314	30	105	114	123	342	155	380
Tom Grandmaison	177	56	4784	27	179	160	165	504	250	623
Braydon Symborski	157	74	942	6				0	222	499

16 - RIGHT NOW! Lane 15

Name	Avg	HDCP	Pins	Gms	-1-	-2-	-3-	Total	High Game	High Sers
Ella Neveau	133	96	4002	30	123	142	147	412	198	464
Rick Putnam	191	44	5164	27	167	199	192	558	251	614
Laren Neveau	146	84	439	3				0	160	439

17 - BRITNEY SPARES Lane 14

Name	Avg	HDCP	Pins	Gms	-1-	-2-	-3-	Total	High Game	High Sers
Kandice Ball	126	102	1896	15	a116	a116	a116	348	156	415
Katie Ball	102	124	922	9	a92	a92	a92	276	150	384
Dale Ball	102	124	616	6				0	110	310

18 - BROKE BOWLERS Lane 17

Name	Avg	HDCP	Pins	Gms	-1-	-2-	-3-	Total	High Game	High Sers
Lucas Garcia	132	97	3965	30	148	120	164	432	190	489
Daniel Garcia	160	72	4822	30	193	122	170	485	222	569

19 - OLD SCHOOL Lane 24

Name	Avg	HDCP	Pins	Gms	-1-	-2-	-3-	Total	High Game	High Sers
William Ward	105	121	2752	26	a96	109	99	304	139	396
John Ward	185	49	5374	29	a175	175	184	534	258	641

20 - SPLIT CHASERS Lane 21

Name	Avg	HDCP	Pins	Gms	-1-	-2-	-3-	Total	High Game	High Sers
Connor Wittkopp	149	81	4492	30	166	137	159	462	208	537
Melissa Wittkopp	178	55	5342	30	181	165	140	486	236	624

21 - M & J Lane 25

Name	Avg	HDCP	Pins	Gms	-1-	-2-	-3-	Total	High Game	High Sers
Macey Gillard	137	92	3711	27	180	130	136	446	180	446
Jim Powell	166	66	5006	30	136	225	185	546	256	564

22 - BEAUTY & THE BEAST Lane 27

Name	Avg	HDCP	Pins	Gms	-1-	-2-	-3-	Total	High Game	High Sers
Hayden Ballosh	151	80	4087	27	149	174	180	503	189	514
Chris Ballosh	185	49	4459	24	157	140	187	484	269	679
Tom Fowler	214	23	643	3				0	223	643

BLS-2026/AS 38.04.06 licensed to Rick Dodick - Monitor Lanes

23 - GILLARD'S Lane 19

Name	Avg	HDCP	Pins	Gms	-1-	-2-	-3-	Total	High Game	High Sers
Wyatt Gillard	156	75	2811	18	197	197	138	532	209	532
Greg Gillard	175	58	5277	30	174	180	198	552	212	606

24 - THE CRAZIES Lane 22

Name	Avg	HDCP	Pins	Gms	-1-	-2-	-3-	Total	High Game	High Sers
Emilio Twarozynski	124	104	3745	30	107	118	96	321	167	438
Joseph Twarozynski	131	98	3549	27	91	103	120	314	170	434
Adam Morto	117	110	353	3				0	135	353

25 - G.T.G. Lane 1

Name	Avg	HDCP	Pins	Gms	-1-	-2-	-3-	Total	High Game	High Sers
Joslynn Green	163	69	4918	30	160	129	173	462	211	588
Kevin Green	207	29	3118	15	a197	a197	a197	591	269	773
Haylee Timm	174	59	2094	12				0	202	541

26 - COOL CLIFFORDS Lane 12

Name	Avg	HDCP	Pins	Gms	-1-	-2-	-3-	Total	High Game	High Sers
Kenley Clifford	142	88	2563	18	139	147	138	424	205	546
Joe Clifford	211	26	3809	18	173	173	169	515	299	748

27 - LIVING ON A SPARE Lane 7

Name	Avg	HDCP	Pins	Gms	-1-	-2-	-3-	Total	High Game	High Sers
Minerva Seeds	158	73	4279	27	187	161	144	492	198	515
Michelle Roberts	124	104	3348	27	116	149	112	377	180	468

28 - STRIKEOUT Lane 4

Name	Avg	HDCP	Pins	Gms	-1-	-2-	-3-	Total	High Game	High Sers
Robert O'Dell	166	66	4980	30	157	122	174	453	202	543
Andrew Lumsden	139	90	4192	30	124	186	135	445	186	494

29 - BOWLING BESTIES Lane 2

Name	Avg	HDCP	Pins	Gms	-1-	-2-	-3-	Total	High Game	High Sers
Emelia Fowler	173	60	5212	30	170	212	177	559	221	575
Vanessa Zissler	199	36	5995	30	250	243	225	718	250	718

30 - LATE NIGHT ROLLERS Lane 13

Name	Avg	HDCP	Pins	Gms	-1-	-2-	-3-	Total	High Game	High Sers
Olivia Lesoski	147	83	3989	27	140	146	121	407	177	499
Katie Lesoski	130	99	3128	24	114	132	161	407	206	484

31 - ZACK SQUARED Lane 8

Name	Avg	HDCP	Pins	Gms	-1-	-2-	-3-	Total	High Game	High Sers
Zachery Dzurka	183	51	4399	24	a173	a173	a173	519	256	624
Zack Dzurka	119	108	357	3	a109	a109	a109	327	140	357
Natalie Dzurka	95	130	286	3				0	104	286
Jensen Decator	140	90	2536	18				0	167	460

BLS-2026/AS 38.04.06 licensed to Rick Dodick - Monitor Lanes

32 - McFARLAND Lane 3

Name	Avg	HDCP	Pins	Gms	-1-	-2-	-3-	Total	High Game	High Sers
Bradley McFarland	191	44	5752	30	184	209	177	570	258	649
Chris McFarland	161	71	3871	24	169	150	202	521	202	541

33 - TEAM VOSS Lane 9

Name	Avg	HDCP	Pins	Gms	-1-	-2-	-3-	Total	High Game	High Sers
Chelsie Voss	172	61	4309	25	168	159	181	508	266	622
Kevin Voss	169	63	4078	24	172	187	165	524	256	554

34 - MILLER TIME Lane 11

Name	Avg	HDCP	Pins	Gms	-1-	-2-	-3-	Total	High Game	High Sers
Mason MIller	192	43	3456	18	a182	a182	a182	546	245	603
Derick Miller	162	70	1951	12	a152	a152	a152	456	209	534

35 - GALLEGOS GLADIATORS Lane 10

Name	Avg	HDCP	Pins	Gms	-1-	-2-	-3-	Total	High Game	High Sers
Hayden Gallegos	164	68	2955	18	a154	a154	a154	462	213	542
Lonnie Gallegos	144	86	1730	12	a134	a134	a134	402	189	458
Jen Grandmaison	172	61	518	3				0	209	518

36 - TRUDELL'S Lane 42

Name	Avg	HDCP	Pins	Gms	-1-	-2-	-3-	Total	High Game	High Sers
Caylynn Trudell	145	85	1311	9				0	200	446
Rodney Timm	193	42	579	3				0	257	579
Randy Trudell	88	136	265	3				0	92	265
Shane Trudell	101	125	305	3				0	116	305

37 - SENIOR DISCOUNT Lane 35

Name	Avg	HDCP	Pins	Gms	-1-	-2-	-3-	Total	High Game	High Sers
Mason Larive	176	57	3699	21	181	191	207	579	297	598
Mark Larive	111	116	2331	21	101	97	134	332	187	400

38 - BANANA SPLIT Lane 28

Name	Avg	HDCP	Pins	Gms	-1-	-2-	-3-	Total	High Game	High Sers
Ava Larive	109	117	1966	18	143	124	74	341	181	385
Becky Larive	105	121	1575	15	a95	a95	a95	285	134	357

39 - TEAM JUERS Lane 6

Name	Avg	HDCP	Pins	Gms	-1-	-2-	-3-	Total	High Game	High Sers
Chace Juers	126	102	3791	30	157	85	108	350	210	441
Charles Juers	126	102	3801	30	153	107	81	341	163	430

40 - OOPSIE DAISIES Lane 23

Name	Avg	HDCP	Pins	Gms	-1-	-2-	-3-	Total	High Game	High Sers
Kylie Doyle	113	114	3066	27	77	93	107	277	147	413
Andy Doyle	153	78	4139	27	157	211	150	518	237	618

41 - WHAT THE DUCK? Lane 26

Name	Avg	HDCP	Pins	Gms	-1-	-2-	-3-	Total	High Game	High Sers
Marlee Doyle	155	76	3727	24	a145	a145	a145	435	190	514
Steven Boudot	158	73	4278	27	162	169	179	510	238	546

BLS-2026/AS 38.04.06 licensed to Rick Dodick - Monitor Lanes

42 - BYE Lane 41

This Week's Statistics

	Over All	Men	Women	Boys	Girls
How many people bowled	62	23	8	13	18
Number of games bowled	184	68	24	38	54
Actual average of week's scores	145.61	156.56	161.71	138.39	129.74
How many games above average	93	32	14	18	29
How many games below average	88	35	10	20	23
Pins above/below average per game	0.26	-4.04	5.08	0.42	3.41
How many people raised average	32	10	5	5	12
by this amount	1.26	1.18	1.27	1.86	1.06
How many people went down	29	12	3	8	6
by this amount	-1.47	-2.20	-0.81	-0.88	-1.14
League average before bowling	145.83	161.43	157.19	137.68	126.75
League average after bowling	145.79	160.79	157.68	137.85	127.08
Change in league average	-0.04	-0.64	0.49	0.18	0.33
800s	--	--	--	--	--
775s	--	--	--	--	--
750s	--	--	--	--	--
725s	--	--	--	--	--
700s	1	--	1	--	--
675s	--	--	--	--	--
650s	--	--	--	--	--
625s	1	--	1	--	--
600s	--	--	--	--	--
575s	1	--	--	1	--
550s	5	3	--	1	1
525s	5	3	1	1	--
500s	8	6	--	--	2
475s	4	2	1	--	1
450s	4	1	--	2	1
425s	4	2	--	1	1
400s	7	1	1	1	4
below 400	22	5	3	6	8
300s	--	--	--	--	--
275s	--	--	--	--	--
250s	1	--	1	--	--
225s	4	1	3	--	--
200s	7	3	1	2	1
175s	32	17	4	6	5
150s	41	24	3	7	7
125s	41	10	6	8	17
100s	34	7	6	8	13
below 100	24	6	--	7	11

BLS-2026/AS 38.04.06 licensed to Rick Dodick - Monitor Lanes

Team Average vs Avg of Scores

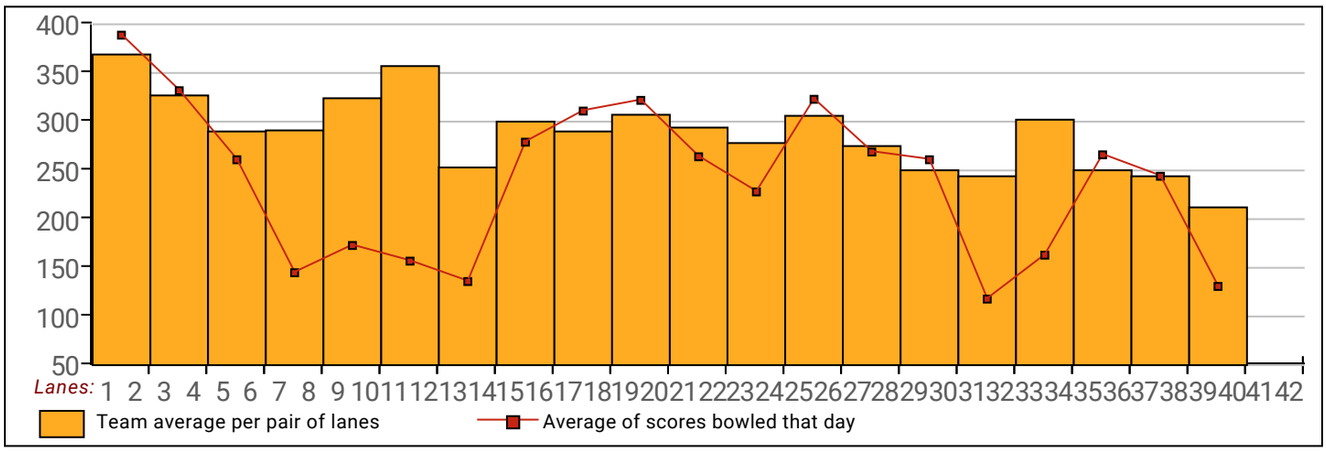

Average of Scores for Each Game

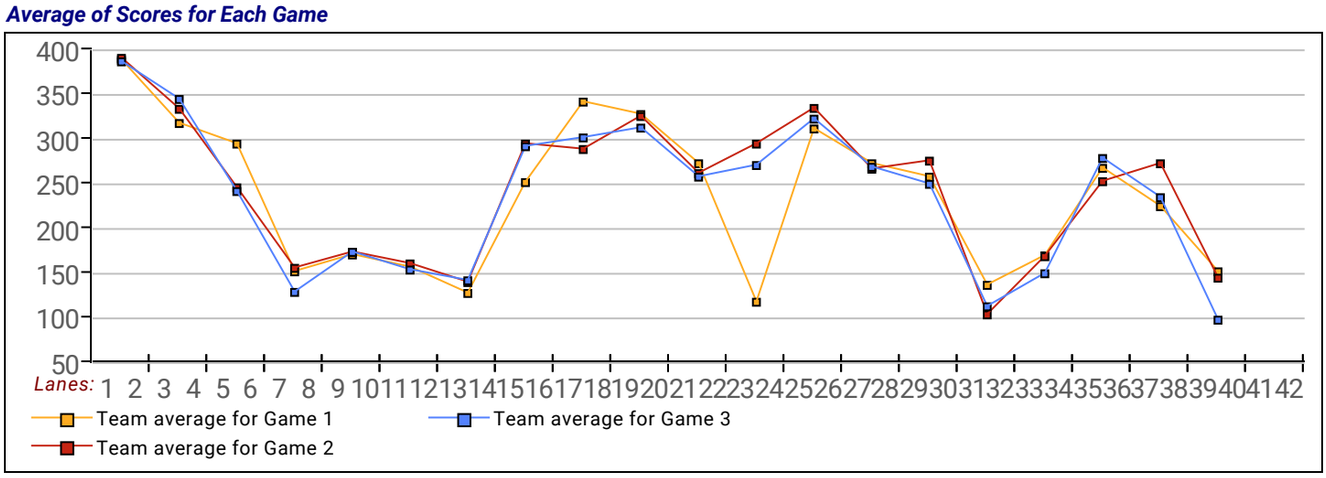

Amount Over/Under Team Average

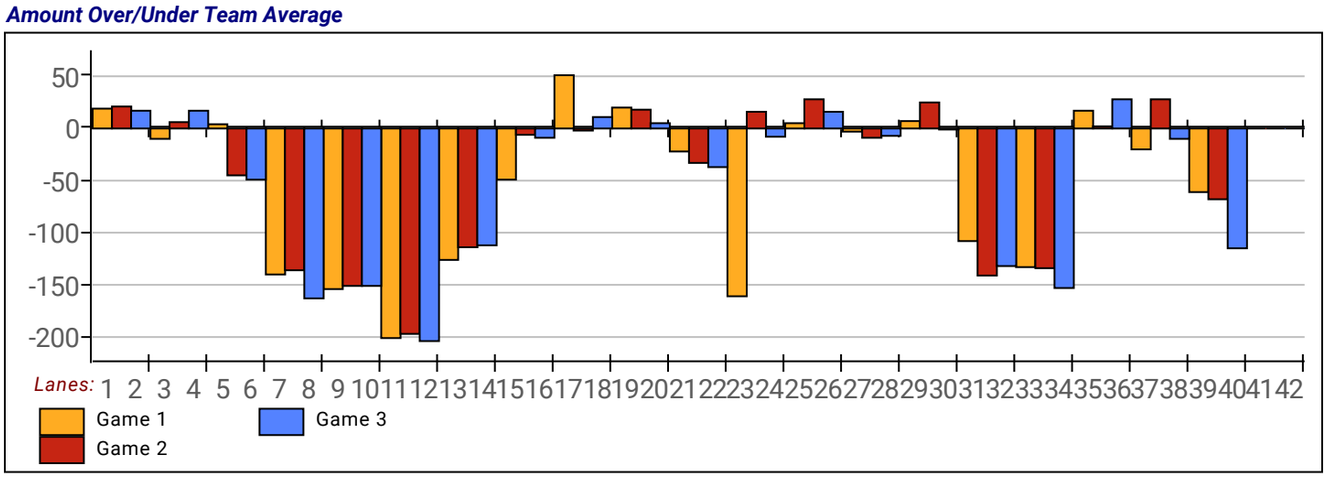

BLS-2026/AS 38.04.06 licensed to Rick Dodick - Monitor Lanes