DETROIT TIGERS NO-TAP LEAGUE

Tuesday 7:00 pm

Monitor Lanes

Lanes 3 - 10

Thank you for bowling with us! We hope to see you next season!

Team Standings

Place	#	Team Name	Points Won	Points Lost	%Won	Scratch Pins	High Game	High Sers
1	7	THE LUCKY ONES!	36½	15½	70.2	29661	945	2535
2	1	WE DEM BOYS	29	23	55.8	35580	1049	2945
3	5	DEAD WOOD	29	23	55.8	30066	922	2615
4	8	TEAM JOSLIN	26	26	50.0	27808	937	2548
5	6	DETROIT BOUND	26	26	50.0	25948	856	2139
6	3	BOOTS ON THE GROUND	22	30	42.3	24823	775	2248
7	2	HARDBALL	20½	31½	39.4	25676	775	2169
8	4	GUTTA BOYZ	19	33	36.5	24833	831	2178

Review of Last Week's Bowling.....

Lanes	Team Name	HDCP -1-	HDCP -2-	HDCP -3-	HDCP Total	Last Wk WON		Team Name	HDCP -1-	HDCP -2-	HDCP -3-	HDCP Total	Last Wk WON
3-4	GUTTA BOYZ	**1078**	950	943	2971	1	<--->	WE DEM BOYS	1054	**996**	**1054**	**3104**	3
5-6	DETROIT BOUND	941	847	884	2672	0	<--->	THE LUCKY ONES!	**962**	**1131**	**907**	**3000**	4
7-8	TEAM JOSLIN	1006	898	1022	2926	0	<--->	DEAD WOOD	**1016**	**914**	**1052**	**2982**	4
9-10	HARDBALL	941	930	**973**	2844	1	<--->	BOOTS ON THE GRO	**997**	**953**	949	**2899**	3

Lane Assignments

	3-4	5-6	7-8	9-10	
Wk14 08/11	7- 1	5- 8	6- 3	2- 4	*Position Round- Start Lane - 3*

Season High Scores

Team Scratch Game		Team Scratch Series		Team Handicap Game		Team Handicap Series	
1049	WE DEM BOYS	2945	WE DEM BOYS	1156	GUTTA BOYZ	3226	BOOTS ON THE G
945	THE LUCKY ONES!	2615	DEAD WOOD	1131	THE LUCKY ONES!	3196	WE DEM BOYS
937	TEAM JOSLIN	2548	TEAM JOSLIN	1128	WE DEM BOYS	3153	GUTTA BOYZ
922	DEAD WOOD	2535	THE LUCKY ONES!	1102	TEAM JOSLIN	3134	DEAD WOOD

	Scratch Game		Scratch Series		Handicap Game		Handicap Series	
Men	300	Clarence Brown	875	Tim Braun	373	CJ Foster	912	Lance Johnson
	300	Robert Dorey	845	Clarence Brown	346	Jared Lane	890	Dale Tatum
	300	CJ Foster	836	Robert Dorey	345	Melvin Hamilton	878	Edrick Dudley
	300	Bernard Grappin	783	Bernard Grappin	342	Dale Tatum	875	Tim Braun
	300	Tony KImble	764	Kirk Johnson	336	Joesph Izzo	869	Robert Dorey
	300	Tim Braun	755	Dale Tatum	334	Tony KImble	869	CJ Foster
	298	Kirk Johnson	744	Tony KImble	332	Lance Johnson	866	Clarence Brown
	297	Dale Tatum	727	Deondre Thompson	329	Tyrell Brown	857	Kirk Johnson
Women	274	Donna Humpert	637	Pam Hopkins	339	Pam Hopkins	885	Ellie Prenzler
	274	Pam Hopkins	611	Sharon Evans	335	Donna Humpert	856	Erica McCulluh
	266	Erica McCulluh	607	Erica McCulluh	331	Tasha Brown	829	Pam Hopkins
	248	Sharon Evans	586	Donna Humpert	331	Erica McCulluh	821	Norma Shorter
	242	Tasha Brown	579	Ellie Prenzler	323	Ellie Prenzler	810	Tasha Brown
	221	Ellie Prenzler	558	Tasha Brown	288	Norma Shorter	766	Donna Humpert
	196	Norma Shorter	557	Norma Shorter	287	Sharon Evans	728	Sharon Evans
	166	Joslin Gaddis	463	Joslin Gaddis	247	Joslin Gaddis	706	Joslin Gaddis

BLS-2026/AS 38.04.06 licensed to Rick Dodick - Monitor Lanes

Last Week's Top Scores

Team Scratch Game		Team Scratch Series		Team Handicap Game		Team Handicap Series	
974	WE DEM BOYS	2864	WE DEM BOYS	1131	THE LUCKY ONES!	3104	WE DEM BOYS
924	THE LUCKY ONES!	2571	DEAD WOOD	1078	GUTTA BOYZ	3000	THE LUCKY ONES
922	DEAD WOOD	2548	TEAM JOSLIN	1054	WE DEM BOYS	2982	DEAD WOOD
896	TEAM JOSLIN	2379	THE LUCKY ONES!	1052	DEAD WOOD	2971	GUTTA BOYZ

	Scratch Game		Scratch Series		Handicap Game		Handicap Series	
Men	300	Clarence Brown	814	Clarence Brown	320	Bernard Grappin	843	Bernard Grappin
	300	Bernard Grappin	783	Bernard Grappin	313	Tyrell Brown	823	Clarence Brown
	278	Robert Dorey	763	Tim Braun	308	Jared Lane	808	Edrick Dudley
	278	Tim Braun	750	Robert Dorey	303	Clarence Brown	804	Jared Lane
	256	Kirk Johnson	696	Kirk Johnson	295	Robert Bond	774	Kirk Johnson
	256	Darran Burns	672	Jeff Smith	293	Edrick Dudley	768	Robert Dorey
	253	DJ Gissendanner	637	DJ Gissendanner	292	DJ Gissendanner	763	Tim Braun
	252	Robert Bond	624	Jared Lane	289	Hiawatha Smith	755	Lance Johnson
					289	Darran Burns		
Women	215	Erica McCulluh	536	Donna Humpert	284	Tasha Brown	778	Tasha Brown
	207	Pam Hopkins	535	Tasha Brown	281	Ellie Prenzler	741	Ellie Prenzler
	206	Donna Humpert	528	Erica McCulluh	273	Erica McCulluh	716	Pam Hopkins
	203	Tasha Brown	527	Pam Hopkins	270	Pam Hopkins	713	Donna Humpert
	188	Ellie Prenzler	462	Ellie Prenzler	265	Donna Humpert	702	Erica McCulluh
	139	Norma Shorter	381	Norma Shorter	229	Norma Shorter	651	Norma Shorter

Individual High Averages

Men	267.67	Tim Braun	***Women***	197.33	Sharon Evans
	248.79	Clarence Brown		181.11	Erica McCulluh
	243.70	Robert Dorey		180.38	Donna Humpert
	229.89	Jeff Smith		175.73	Pam Hopkins
	228.85	Bernard Grappin		156.00	Tasha Brown
	224.80	Tony KImble		146.00	Joslin Gaddis

Team Rosters

1 - WE DEM BOYS Lane 4

Name	Avg	HDCP	Pins	Gms	-1-	-2-	-3-	Total	High Game	High Sers
Clarence Brown	248	1	9703	39	300	262	252	814	300	845
Kirk Johnson	220	25	8598	39	256	220	220	696	298	764
Robert Dorey	243	5	6580	27	231	241	278	750	300	836
Dale Tatum	197	45	7102	36	187	193	224	604	297	755
Derek Brothers	223	22	670	3				0	242	670

2 - HARDBALL Lane 9

Name	Avg	HDCP	Pins	Gms	-1-	-2-	-3-	Total	High Game	High Sers
Christopher Nelson	164	73	4616	28	162	134	134	430	230	577
Hiawatha Smith	186	54	5587	30	143	234	206	583	244	630
DJ Gissendanner	204	39	7958	39	253	167	217	637	286	709
Quanshai Harrison	106	122	3522	33	97	109	130	336	169	402

BLS-2026/AS 38.04.06 licensed to Rick Dodick - Monitor Lanes

3 - BOOTS ON THE GROUND Lane 8

Name	Avg	HDCP	Pins	Gms	-1-	-2-	-3-	Total	High Game	High Sers
Tasha Brown	156	79	6084	39	203	180	152	535	242	558
Erica McCulluh	181	58	4890	27	148	165	215	528	266	607
Torrey Sanders	159	77	4782	30	a149	a149	a149	447	213	527
Ellie Prenzler	141	92	5519	39	188	150	124	462	221	579
Sharon Evans	197	45	1184	6				0	248	611

4 - GUTTA BOYZ Lane 10

Name	Avg	HDCP	Pins	Gms	-1-	-2-	-3-	Total	High Game	High Sers
CJ Foster	176	62	6883	39	149	143	212	504	300	650
Tyrell Brown	177	62	6043	34	251	170	135	556	278	597
Raymond Jones	109	119	4163	38	141	110	120	371	152	424
Edrick Dudley	175	63	6308	36	227	217	166	610	253	662

5 - DEAD WOOD Lane 5

Name	Avg	HDCP	Pins	Gms	-1-	-2-	-3-	Total	High Game	High Sers
Carter Collins	199	43	6577	33	a189	a189	a189	567	251	665
Joesph Izzo	186	54	6516	35	a176			176	265	629
Chris Collins	210	34	2524	12	a200	a200	a200	600	256	671
Bernard Grappin	228	18	8925	39	300	206	277	783	300	783
Jack Collins	123	107	2970	24				0	193	439

6 - DETROIT BOUND Lane 7

Name	Avg	HDCP	Pins	Gms	-1-	-2-	-3-	Total	High Game	High Sers
Greg LaTarte	153	82	5530	36	157	112	167	436	217	546
Donna Humpert	180	59	7035	39	206	200	130	536	274	586
Norma Shorter	141	92	5533	39	139	115	127	381	196	557
Jim Humpert	184	56	7202	39	156	137	177	470	248	663
Phil Graves	216	28	648	3				0	284	648

7 - THE LUCKY ONES! Lane 3

Name	Avg	HDCP	Pins	Gms	-1-	-2-	-3-	Total	High Game	High Sers
Deondre Thompson	206	37	8058	39	195	241	150	586	283	727
Lance Johnson	171	67	5136	30	153	183	215	551	253	675
Robert Bond	200	42	7202	36	187	252	179	618	252	657
Jared Lane	182	57	6559	36	220	248	156	624	284	624
Gus Tyler	179	60	537	3				0	210	537
Tim Braun	267	0	2409	9	253	232	278	763	300	875

BLS-2026/AS 38.04.06 licensed to Rick Dodick - Monitor Lanes

8 - TEAM JOSLIN Lane 6

Name	Avg	HDCP	Pins	Gms	-1-	-2-	-3-	Total	High Game	High Sers
Pam Hopkins	175	63	5799	33	207	160	160	527	274	637
Darran Burns	214	30	1715	8		189	256	445	268	646
Melvin Hamilton	181	58	2728	15				0	266	633
Joseph Grace	193	48	5800	30	220	156	210	586	265	627
Tony KImble	224	22	5620	25				0	300	744
Joslin Gaddis	146	88	584	4				0	166	463
Jeff Smith	229	17	2069	9	200	224	248	672	254	713

BLS-2026/AS 38.04.06 licensed to Rick Dodick - Monitor Lanes

This Week's Statistics

	Over All	Men	Women
How many people bowled	29	23	6
Number of games bowled	86	68	18
Actual average of week's scores	190.63	197.43	164.94
How many games above average	44	36	8
How many games below average	42	32	10
Pins above/below average per game	4.64	5.13	2.78
How many people raised average	18	16	2
by this amount	1.30	1.28	1.45
How many people went down	11	7	4
by this amount	-1.72	-2.42	-0.51
League average before bowling	186.75	193.04	162.62
League average after bowling	186.90	193.20	162.77
Change in league average	0.15	0.16	0.15
800s	1	1	--
775s	1	1	--
750s	2	2	--
725s	--	--	--
700s	--	--	--
675s	1	1	--
650s	1	1	--
625s	1	1	--
600s	4	4	--
575s	3	3	--
550s	2	2	--
525s	4	--	4
500s	1	1	--
475s	--	--	--
450s	2	1	1
425s	3	3	--
400s	--	--	--
below 400	3	2	1
300s	2	2	--
275s	3	3	--
250s	8	8	--
225s	8	8	--
200s	19	14	5
175s	10	8	2
150s	16	11	5
125s	13	9	4
100s	6	4	2
below 100	1	1	--

BLS-2026/AS 38.04.06 licensed to Rick Dodick - Monitor Lanes

Team Average vs Avg of Scores

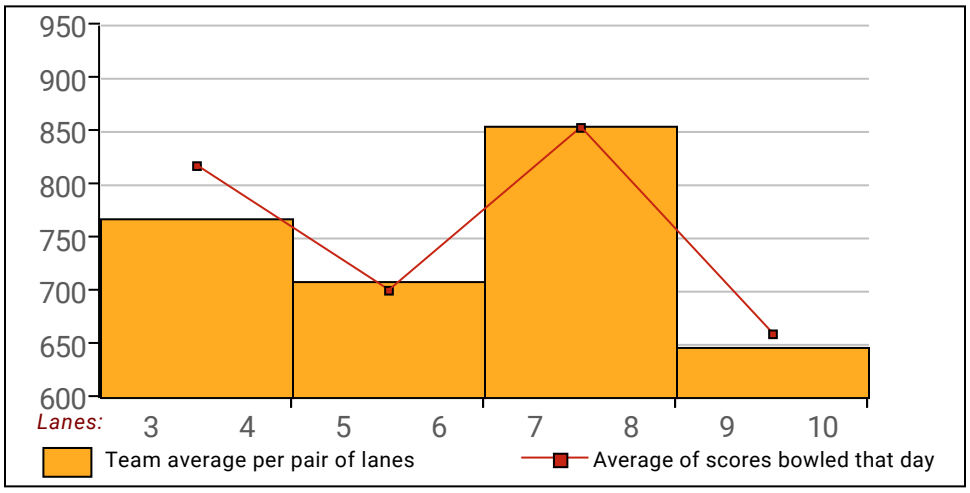

Average of Scores for Each Game

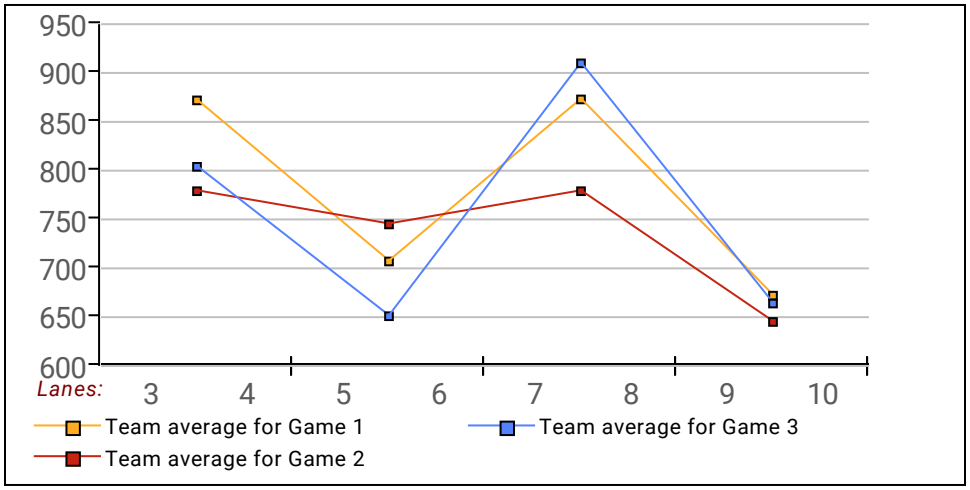

Amount Over/Under Team Average

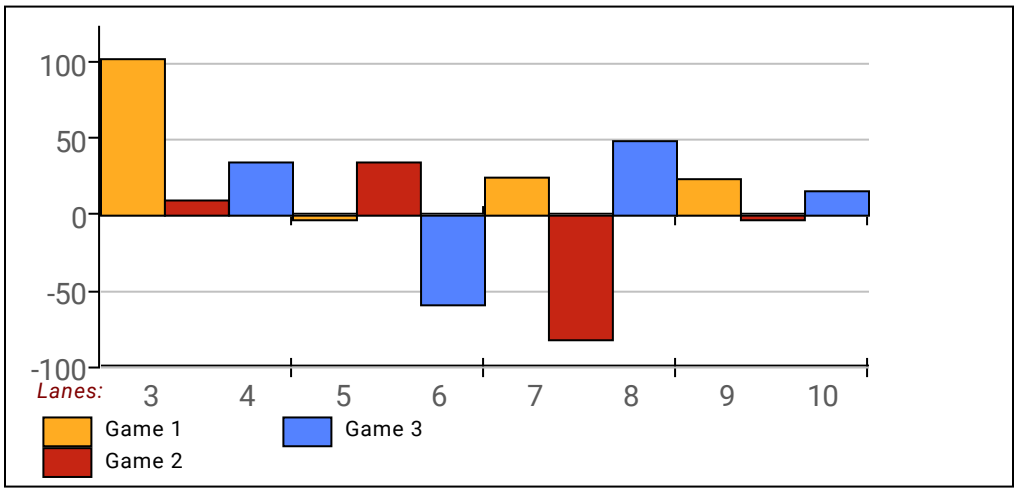

BLS-2026/AS 38.04.06 licensed to Rick Dodick - Monitor Lanes